



*Acta Chinese Medicine*

ISSN 1674-8999, CN 41-1411/R

2020-03-02

2020-03-06

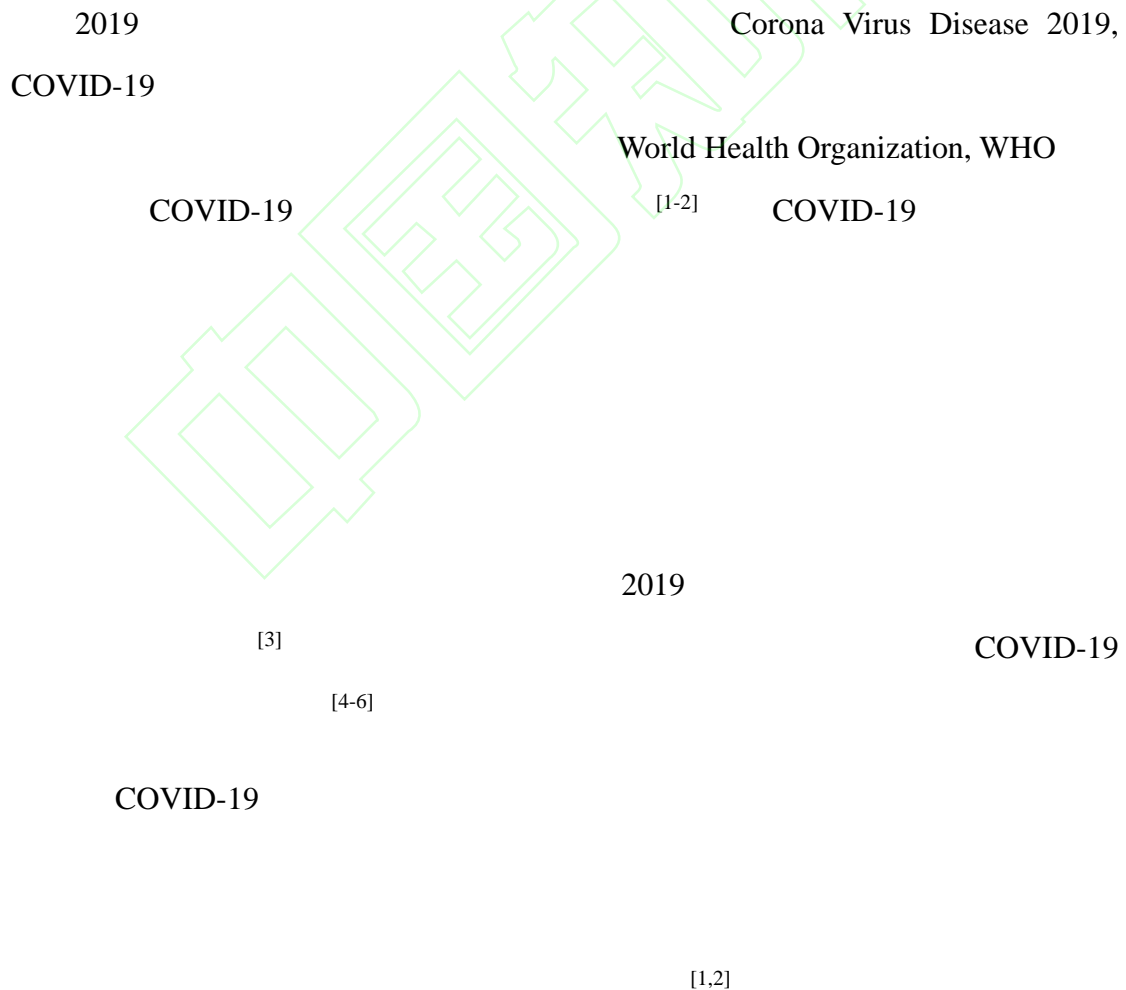
. <http://kns.cnki.net/kcms/detail/41.1411.R.20200306.1315.006.html>





*Medicine for COVID-19* in light of the internationally recognized consensus building method. The main contents of the consensus include the traditional power training (Baduanjin, 24 simplified Taichi, Pulmonary Daoyin and Liuzijue), acupuncture and moxibustion (acupuncture, moxibustion, auricular acupuncture therapy and acupoint-sticking), Tuina/massage (acupoint massage and meridian massage), Guasha, cupping therapy, dietary guidance and emotional therapy. The recommended main points and the overview of the evidence were summarized. It provides a reference for the rational selection and standard application of rehabilitation of Chinese medicine technology in the treatment of COVID-19.

**Keywords:** Corona Virus Disease 2019; COVID-19; rehabilitation; Chinese medicine; expert consensus



**1**

**1.1**

**1.2**

International Practice Guidelines Registry

Platform <http://www.guidelines-registry.org>

IPGRP-2020C

N020

**1.3**

COVID-19

**1.4**

COVID-19

**1.5**

**1.6**

COVID-19

PICOS

Patient, Intervention, Control, Outcomes, Study design

1.7

1

中国知网

systematic Reviews 2, AMSTAR 2 [7] A Measurement Tool to Assess  
Meta  
ROBINS-I (Risk Of Bias In Non-randomized Studies-of  
Interventions) [8] Cochrane 2.0 (Revised Cochrane bias risk  
assessment tool for RCT, RoB2.0) [9]

**1.8**  
RCT  
Recommendations Assessment Development and Evaluation Meta /  
Grading of GRADE [10]

**1.9**

[11]

70%

**2 COVID-19**

[1]

**3**

**3.1**

1

2

/

3

[12-13]

3.2

1

[6, 14-17]

<https://mp.weixin.qq.com/s/580zX-RhHX0L7HaV6wnUoQ>

1 2

1 2

2

[6, 14, 18-22]

24

<https://mp.weixin.qq.com/s/NYY5Ts4N09zzZCpiL8nAvg>

1 1 2

3 [14, 20, 23]

6 <https://mp.weixin.qq.com/s/1eNdxRWRoPKoxgIvZ9xpQw>

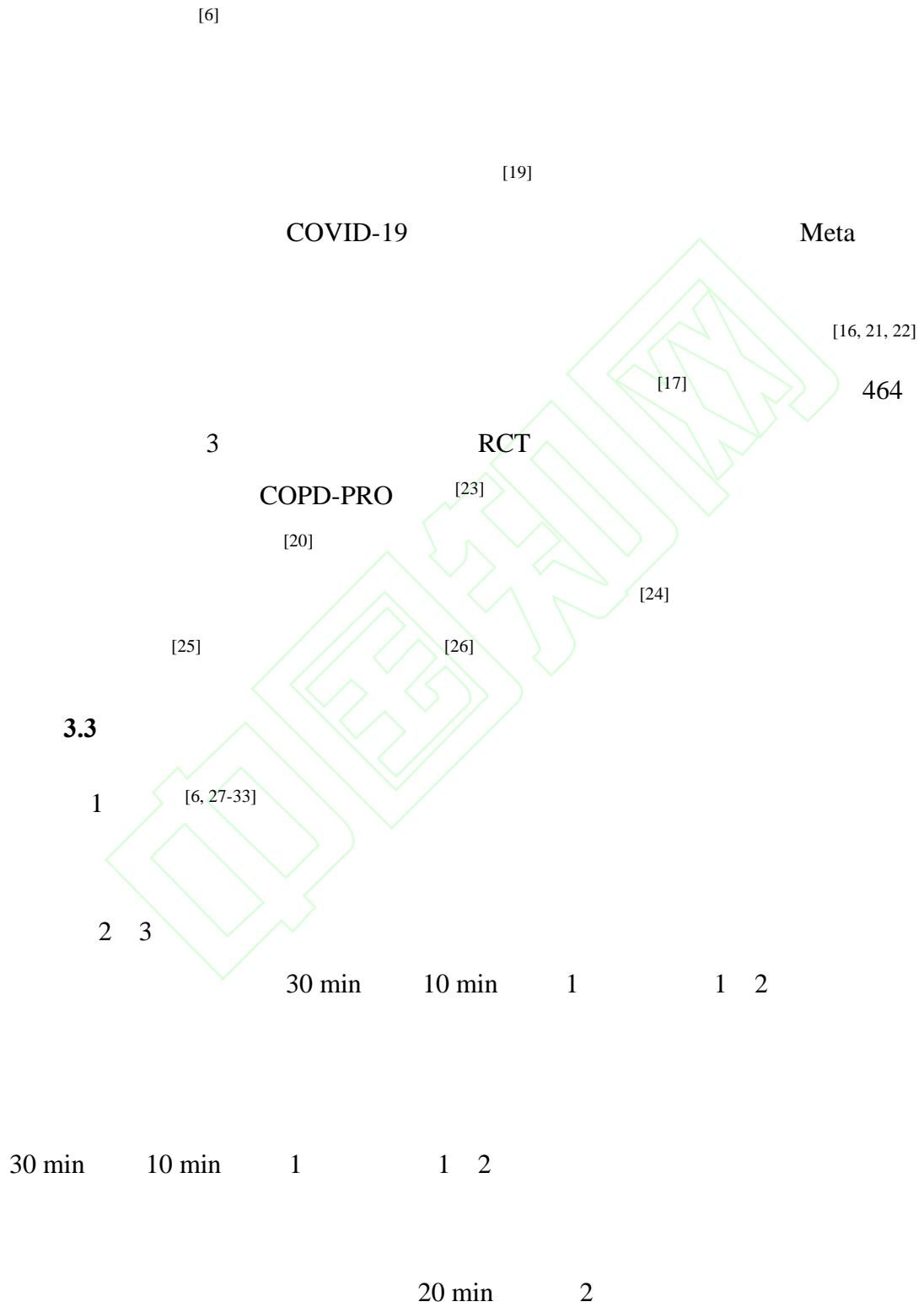
1 1 2


4 [5, 6, 14, 19, 24-26]

-  
- - x -



# COVID-19





1-2

[6,19]

[34] Meta

[32,33]

[40, 43,

44]

3.4

/

[6, 45, 46]

1

2

3

50

2

3 5

[6]

COVID-19

[45]

HIV

[46]

3.5

[6, 47-49]

1

2

3 5min

5 7 1

[6] Meta

[47]

/

[48-49]

3.6

[6, 50-51]

1

2

5 15min

1

[6]

[50, 51]

### 3.7

[6, 52]

1

2



[6]

[19]

(SARS)

[53]

SARS

SARS

COVID-19

3.8

[54-55]

1

2

3

[https://mp.weixin.qq.com/s/lg\\_Wp82TxTAmPV2gi6g07A](https://mp.weixin.qq.com/s/lg_Wp82TxTAmPV2gi6g07A)

COVID-19

COVID-19

SARS

SARS

[53] COVID-19

[19]

COVID-19

COVID-19

( )



[1] . ( ) [EB/OL].  
(2020-02-19).

<http://www.nhc.gov.cn/xcs/zhengcwj/202002/8334a8326dd94d329df351d7da8aefc2.shtml>

[2] World Health Organization. Clinical management of severe acute respiratory infection when novel coronavirus (2019-nCoV) infection is suspected [EB/OL]. (2020-01-29) <https://www.renrendoc.com/p-49426381.html>

[3] , , , .2019 ( ) [J/OL].  
:1-5 [2020-02-21]. <https://kns.cnki.net/KCMS/detail/51.1372.R.20200210.0800.002.html>.

[4] , , , . [J/OL].  
:1-5 [2020-02-21]. <https://kns.cnki.net/KCMS/detail/31.1276.R.20200216.1357.002.html>.

[5] , , , . [J/OL].  
:1-2 [2020-02-21]. <https://kns.cnki.net/KCMS/detail/11.2166.R.20200215.1057.002.html>.

[6] . [EB/OL].  
(2020-02-22). <https://mp.weixin.qq.com/s/jqpW9ra-n3lfOT-b-EWu4A>.

[7] SHEA B J, REEVES B C, WELLS G, et al. AMSTAR 2: a critical appraisal tool for systematic reviews that include randomised or non-randomised studies of healthcare interventions, or both [J]. *BMJ*, 2017, 358: j4008.

[8] STERNE J A, HERNÁN M A, REEVES B C, et al. ROBINS-I: a tool for assessing risk of *Bias* in non-randomised studies of interventions [J]. *BMJ*, 2016, 355: i4919.

[9] HIGGINS JPT, STERNE JAC, SAVOVIC J, et al. A revised tool for assessing risk of bias in randomized trials [M] // Chandler J, McKenzie J, Boutron I, et al. *Cochrane Methods*. *Cochrane Database Syst Rev*, 2016, 10 Suppl 1: S29-31.

[10] GUYATT G H, OXMAN A D, VIST G E, et al. GRADE: an emerging consensus on rating



quality of evidence and strength of recommendations[J]. *BMJ*, 2008, 336(7650): 924-926.

[11] ALONSO-COELLO P, SCH NEMANN H J, MOBERG J, et al. GRADE Evidence to Decision (EtD) frameworks: a systematic and transparent approach to making well informed healthcare choices. 1: Introduction[J]. *Gac Sanit*, 2018, 32(2): 166.e1-166166.e10.

[12]

[EB/OL].[2020-02-11].<http://health.people.com.cn/n1/2020/0211/c14739-31581678.html>.

<http://health.people.com.cn/n1/2020/0211/c14739-31581678.html>.

[13] , , . [J/OL].

:1-12[2020-02-27].<http://kns.cnki.net/kcms/detail/41.1411.R.20200224.1332.004.html>.

[14]

2019-8-23

[EB/OL]. <http://www.wfcms.org/menuCon/contdetail.jsp?id=9318>.

[15] , , , .

[J]. , 2018, 13(10): 1476-1480.

[16]LIU SJ, REN Z, WANG L, et al. Mind-Body (Baduanjin) Exercise Prescription for Chronic Obstructive Pulmonary Disease: A Systematic Review with Meta-Analysis. *Int J Environ Res Public Health*. 2018;15(9):1830. Published 2018 Aug 24. doi:10.3390/ijerph15091830

[17] ZOU L Y, YEUNG A, QUAN X F, et al. Mindfulness-based baduanjin exercise for depression and anxiety in people with physical or mental illnesses: a systematic review and meta-analysis[J]. *Int J Environ Res Public Health*, 2018, 15(2): E321.

[18] GALANTINO M L, SHEPARD K, KRAFFT L, et al. The effect of group aerobic exercise and Tai Chi on functional outcomes and quality of life for persons living with acquired immunodeficiency syndrome[J]. *J Altern Complement Med*, 2005, 11(6): 1085-1092.

[19]

[J/OL].

:1-8

[2020-02-21].<https://kns.cnki.net/KCMS/detail/11.5635.r.20200221.1334.002.html>.

[20]

[J]. 2020 54 4 1-4.

[21]Ngai SP, Jones AY, Tam WW. Tai Chi for chronic obstructive pulmonary disease (COPD). *Cochrane Database Syst Rev*. 2016; (6):CD009953. Published 2016 Jun 7. doi:10.1002/14651858.CD009953.pub2

[22] WU L L, LIN Z K, WENG H D, et al. Effectiveness of meditative movement on COPD: a systematic review and meta-analysis[J]. Int J Chronic Obstr Pulm Dis, 2018, 13: 1239-1250.

[23] ZHANG H L, LI J S, YU X Q, et al. An evaluation of activity tolerance, patient-reported outcomes and satisfaction with the effectiveness of pulmonary Daoyin on patients with chronic obstructive pulmonary disease[J]. Int J Chron Obstruct Pulmon Dis, 2017, 12: 2333-2342.

[24] . . . AECOPD [J]. , 2011, 20(11): 1734-1736.

[25] . . . [J]. , 2019, 32(4): 111-114.

[26] . . . COPD [J]. , 2014, 48(9): 51-54.

[27] . [J]. , 2003, 23(7): 437-438.

[28] . . . [J]. , 2016, 31(4): 1520-1522.

[29] . [J]. , 2017, 32(2): 194-197.

[30] . . . ( ) [J]. , 2016(2): 52.

[31] . [J]. , 2009, 11(2): 132-133.

[32] WANG J J, LI J S, YU X Q, et al. Acupuncture therapy for functional effects and quality of life in COPD patients: a systematic review and meta-analysis[J]. Biomed Res Int, 2018, 2018: 3026726.

[33] HSIEH P C, YANG M C, WU Y K, et al. Acupuncture therapy improves health-related quality of life in patients with chronic obstructive pulmonary disease: a systematic review and meta-analysis[J]. Complement Ther Clin Pract, 2019, 35: 208-218.

[34] . . . 2020-2-8 [EB/OL].<http://www.caam.cn/article/2183->

[35] . . . [J/OL]. :1-12[2020-02-24]. <http://kns.cnki.net/kcms/detail/41.1411.r.20200219.0940.002.html>.

- [36] , , . [J]. , 2013, 33(24): 6288-6289.
- [37] , , , . 18 AIDS T [J]. ( ), 2003, 10(4): 59-61.
- [38] . [M]. : , 2009: 232.
- [39] . COPD [J]. ( ), 2016(10): 71-73.
- [40] , , . COPD Meta [J]. , 2018, 10(25): 1-5.
- [41] . [J]. , 2014, 12(18): 326-327.
- [42] , . [J]. , 2017, 49(12): 30-32.
- [43] , , , . [J]. - , 2014, 16(11): 2415-2419.
- [44] , , , . [J]. - , 2014, 16(12): 2605-2610.
- [45] . 40 [J]. , 2019, 39(4): 33-36.
- [46] POLAND R E, GERTSIK L, FAVREAU J T, et al. Open-label, randomized, parallel-group controlled clinical trial of massage for treatment of depression in HIV-infected subjects[J]. J Altern Complement Med, 2013, 19(4): 334-340.
- [47] , . Meta [J]. ( ), 2018(5): 47-51.
- [48] , , , . [J]. , 2016, 36(12): 1257-1262.
- [49] , , , . [J]. , 2017, 32(5): 32-35, 50.
- [50] , , , .

- [J]. , 2013, 17(22): 113-114.
- [51] , , . 30 [J]. , 2014, 36(12): 1834-1835.
- [52] . [J]. , 2014, 33(30): 120-121.
- [53] . (SARS) [J]. , 2003, 18(10): 579-586.
- [54] , , . [J]. , 2019, 51(8): 288-290.
- [55] . [EB/OL]. (2020-02-19). [http://www.longhua.net/lh\\_web/html/DefaultSite/lhyy\\_xwdt/2020-02-24/Detail\\_4430.htm](http://www.longhua.net/lh_web/html/DefaultSite/lhyy_xwdt/2020-02-24/Detail_4430.htm)

2020-03-02

2020 " " 201100310400, 201100310500 [2017] 9 [2018]204

(1963-), , , , : E-mail: li\_js8@163.com